



MyEducation BC Logging in with the BC Services Card for Student and Parent Users

Support Guide for School
Support Teams



Ministry of
Education and
Child Care



Table of Contents

Connecting MyEducation BC Account to BC Services Card App – DESKTOP LOGIN.....	2
Connecting MyEducation BC Account to BC Services Card App – MOBILE LOGIN.....	6



Connecting MyEducation BC Account to BC Services Card App – DESKTOP LOGIN

The first image (on the left) in the screen shot below is how to confirm that you have an active parent or student account in MyEducation. While you do not have access to this screen to confirm, you can contact your school if you're unsure of your account status.



Connecting MyEducation BC Student or Parent Portal Account to BC Services Card App – Desktop Login - Page #1

Student or parent login ID active
in MyEducation BC

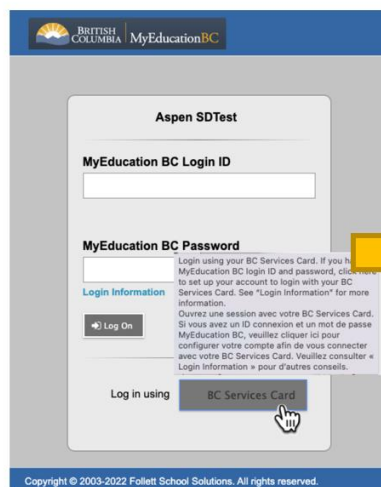
Successful student or
parent login via
MyEducation BC Login ID
and password method first

Student or parent is able
to view the portal main
page and chooses **LOG OFF**

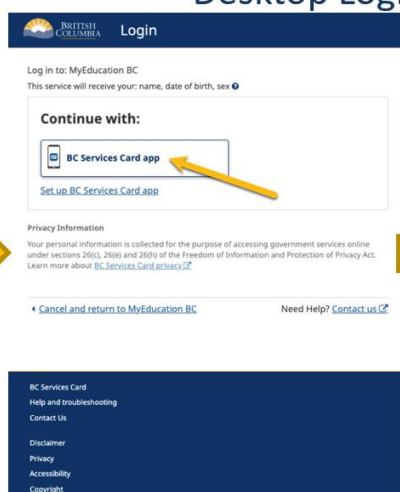




Connecting MyEducation BC Student or Parent Portal Account to BC Services Card App – Desktop Login – Page #2



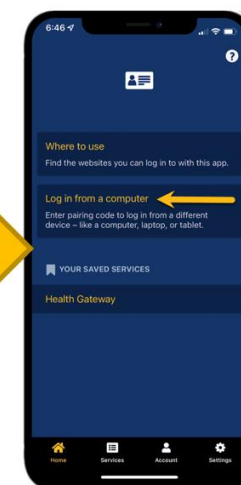
Select the BC Services Card link



BC Services Card connection webpage will appear – select the BC Services Card app link – BC Services Card must be setup prior to starting this step



A pairing code to enter in the BC Service Card app will appear



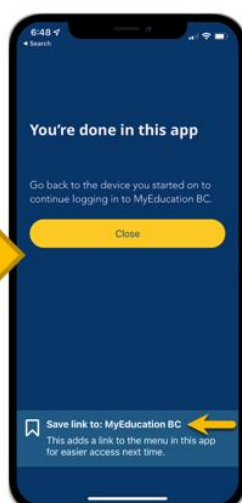
In the BC Services Card app on mobile device select **LOG IN FROM A COMPUTER**



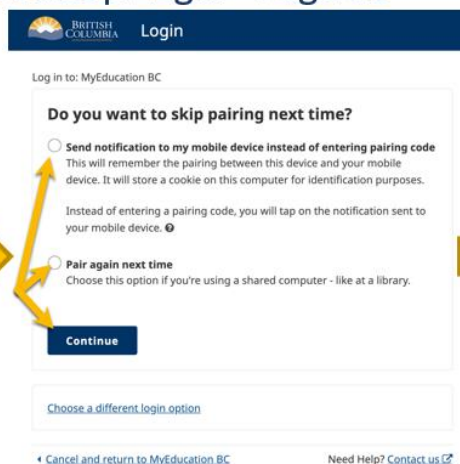
Connecting MyEducation BC Student or Parent Portal Account to BC Services Card App – Desktop Login - Page #3



Enter the pairing code as displayed on MyEducation BC login page, and **CONTINUE**



BC Services Card app will confirm the connection. Use **SAVE LINK TO MyEducation BC** option if desired, and **CLOSE**



Select the appropriate option regarding pairing the BC Services Card, and **CONTINUE**



Confirm the connection by re-entering active parent or student MyEducation BC Login ID and password, and select **CONNECT ACCOUNT**



Connecting MyEducation BC Student or Parent Portal Account to BC Services Card App – Desktop Login – Page #4



Student or parent is able to view the portal main page and MyEducation BC account and is now successfully connected to BC Service Card for future logins

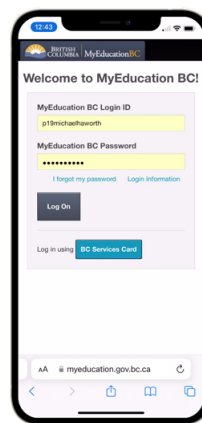
Connecting MyEducation BC Account to BC Services Card App – MOBILE LOGIN

The first image (on the left) in the screen shot below is how to confirm that you have an active parent or student account in MyEducation. While you do not have access to this screen to confirm, you can contact your school if you're unsure of your account status.



Connecting MyEducation BC Student or Parent Portal Account to BC Services Card App – Mobile Login - Page #1

Student or parent login ID active in MyEducation BC
Recommend successful login via computer prior to mobile device



Successful student or parent login via MyEducation BC Login ID and password method first



Student or parent is able to view the portal main page and chooses the **LOG OFF**



Connecting MyEducation BC Student or Parent Portal Account to BC Services Card App – Mobile Login – Page #2

